

# MARINE

## Pleasure

### CURSOR 9

# C90 650 EVO

## 478 kW

**Rating type A1:** 478 kW (650 HP) @ 2530 rpm  
**Rating type A2:** 460 kW (625 HP) @ 2530 rpm

### SPECIFICATIONS

Thermodynamic cycle	Diesel 4 stroke	
Air Feeding	TCA	
Cylinders arrangement	6L	
Bore x Stroke	millimeters	117 x 135
Total displacement	liters	8.7
Valves per cylinder	number	4
Cooling System	liquid	
Direction of Rotation (viewed facing flywheel)	CCW	
Engine management	by EDC (Electronic Diesel Control)	
Injection System	CR	


### STANDARD CONFIGURATION

Flywheel housing	type	SAE 1
Flywheel size	inch	14"
Air filter	rear side	
Turbocharger	Gate (water cooled) Turbo Supercharger	Aftercooler (TCA)
Heat exchanger	tube type	
Exhaust gas water mixer - Exhaust cooled elbow	-	
Water charge tank	included	
Fuel filter	number	1 - flywheel side
Fuel prefilter	included (loose)	
Fuel pump	1 - gear driven	
Oil filter	number	2 - flywheel side
Oil sump	aluminium	
Oil vapours blowby circuit	included	
Oil heat exchanger	included	
Oil filler	by cylinder head cover	
Starter	24 V - 5.5 kW	
Alternator	28 V - 90 A	
Engine stop device	by electronic central unit	
Wiring harness	with negative to ground connection	
Painting color	white "ICE"	

### WEIGHT AND DIMENSIONS

Dimensions (L x W x H)	mm	1226 x 899 x 1009
Dry Weight	Kg	1014

DIMENSIONS CAN BE CHANGED ACCORDING TO ENGINE OPTIONS



PLEASURE

IMAGES SHOWN ARE FOR ILLUSTRATION PURPOSE ONLY

### ELECTRICAL SYSTEM

Voltage	V	24 V
---------	---	------

### NOT INCLUDED IN STANDARD CONFIGURATION

Battery - minimum capacity recommended	Ah	2 x 120 Ah
Battery - minimum cold cranking capacity recommended	Ah	900 Ah

### LEGEND

Arrangement	Air Handling	Turbocharger	Injection System	Exhaust System
L (in line)	TC (Turbocharged)	WG (Wastegate)	M (Mechanical)	EGR (Exhaust Gas Recirculation)
V (90° "V" configuration)	NA (Naturally Aspirated)	VGT (Variable Geometry Turbocharger)	CR (Common Rail)	SCR (Selective Catalytic Reduction)
	TCA (Turbocharged with aftercooler)	TST (Twin Stage Turbocharger)	EUI (Electronic Unit Injector)	
			MPI (Multi Point Injection)	

# LEESGROUP

MARINE & INDUSTRIAL POWER | GENERATORS

Contact us

+ 64 9 299 6019 | leesgroup.com

A1 High Performance Crafts. Full throttle operation restricted within 10% of total use period. Cruising speed at engine rpm <90% of rated speed setting - Maximum usage 300 hours per year.  
A2/B1 Pleasure Commercial Vessels. Full throttle operation restricted within 10% of total use period. Cruising speed at engine rpm <90% of rated speed setting - Maximum usage 1000 hours per year.  
B Light Duty: Full throttle operation restricted within 10% of use period. Cruising speed at engine rpm <90% of rated speed setting - Maximum usage 1500 hours per year.  
C Medium Duty: Full throttle operation < 25% of use period. Cruising speed at engine rpm <90% of rated speed setting - Maximum usage 3000 hours per year.  
D Heavy Duty

FOR INFORMATION ON THE AVAILABLE RATINGS NOT LISTED IN THIS DOCUMENT PLEASE CONTACT THE FPT INDUSTRIAL SALES NETWORK OR VISIT OUR SITE WWW.FPTINDUSTRIAL.COM  
SPECIFICATION SUBJECT TO CHANGE WITHOUT NOTICE

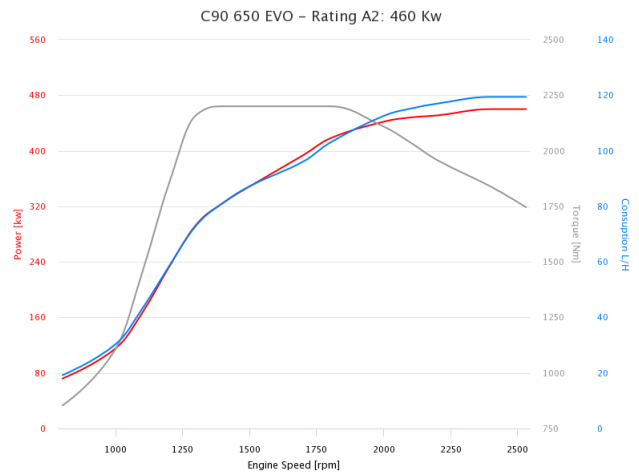
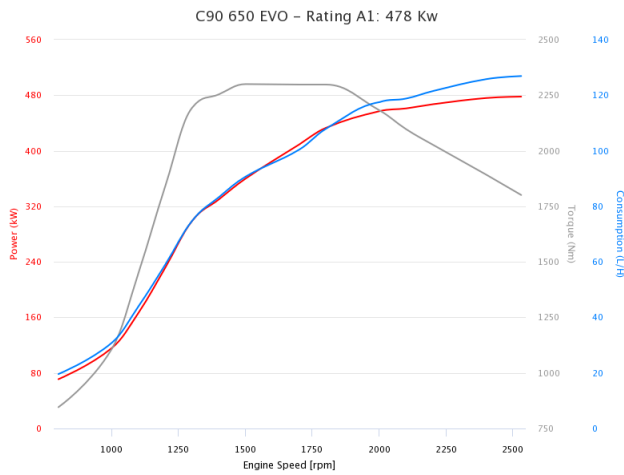


## RATING TYPE

		A1	A2
Maximum power [*]	kW (HP)	478 (650)	460 (625)
At speed	rpm	2530	2530
Maximum no load governed speed at max rating	rpm	2700	2700
Minimum idling speed	rpm	600	600
Mean piston speed at rated speed	m/s	11.4	11.4
BMEP at max power	bar	26.5	25.1
Specific fuel consumption (best value)	g/kWh @ rpm	228.5	218
IMO Marpol Tier 2 (IMO Annex VI Technical Code 2008)		✓	✓
RCD Stage 2 (2013/53/EC)		✓	✓
IWW Stage V (EU 2016/1628)		-	-
EPA Tier 3 Commercial		-	-
EPA Tier 3 Recreational		✓	✓
China GB I (GB15097-2016)		-	-
China GB II (GB15097-2016)		-	-
Oil consumption at max rating	(% of fuel cons.)	0.2	0.2
Minimum starting temperature without auxiliaries	°C	-10°	-10°
Oil and oil filter maintenance interval for replacement	hours	300	300

\* Net Power at flywheel according to ISO 8665, after 50 hours running, Fuel Diesel EN 590. Power tolerance 5%.

## POWER & TORQUE



PLEASURE

### LEGEND

<b>Arrangement</b>	<b>Air Handling</b>	<b>Turbocharger</b>	<b>Injection System</b>	<b>Exhaust System</b>
L (in line)	TC (Turbocharged)	WG (Wastegate)	M (Mechanical)	EGR (Exhaust Gas Recirculation)
V (90° "V" configuration)	NA (Naturally Aspirated)	VGT (Variable Geometry Turbocharger)	CR (Common Rail)	SCR (Selective Catalytic Reduction)
	TCA (Turbocharged with aftercooler)	TST (Twin Stage Turbocharger)	EUI (Electronic Unit Injector)	
			MPI (Multi Point Injection)	

A1 High Performance Crafts. Full throttle operation restricted within 10% of total use period. Cruising speed at engine rpm <90% of rated speed setting - Maximum usage 300 hours per year.  
A2/B1 Pleasure Commercial Vessels. Full throttle operation restricted within 10% of total use period. Cruising speed at engine rpm <90% of rated speed setting - Maximum usage 1000 hours per year.

B Light Duty: Full throttle operation restricted within 10% of use period. Cruising speed at engine rpm <90% of rated speed setting - Maximum usage 1500 hours per year.

C Medium Duty: Full throttle operation < 25% of use period. Cruising speed at engine rpm <90% of rated speed setting - Maximum usage 3000 hours per year.

D Heavy Duty

FOR INFORMATION ON THE AVAILABLE RATINGS NOT LISTED IN THIS DOCUMENT PLEASE CONTACT THE FPT INDUSTRIAL SALES NETWORK OR VISIT OUR SITE [WWW.FPTINDUSTRIAL.COM](http://WWW.FPTINDUSTRIAL.COM)

SPECIFICATION SUBJECT TO CHANGE WITHOUT NOTICE

